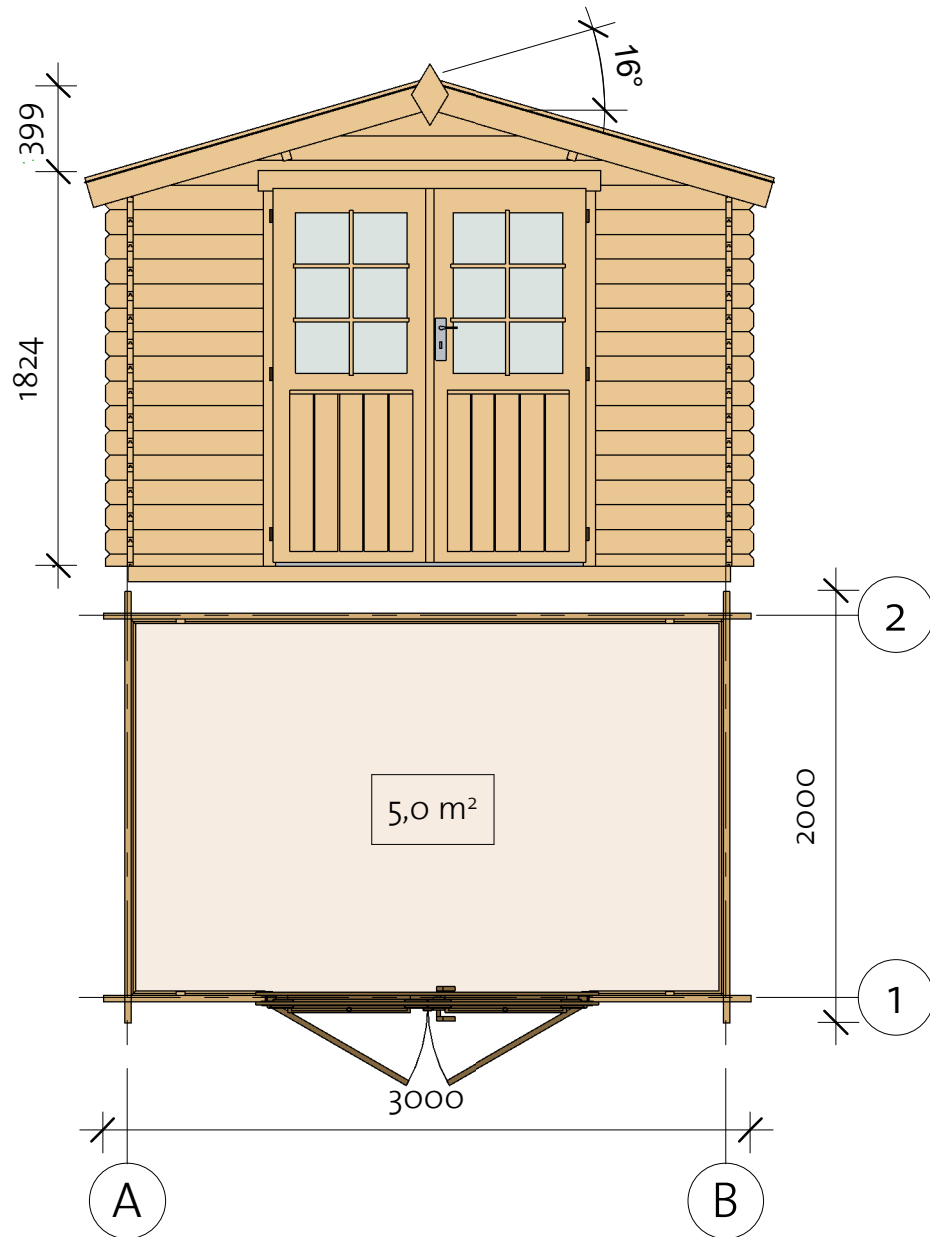



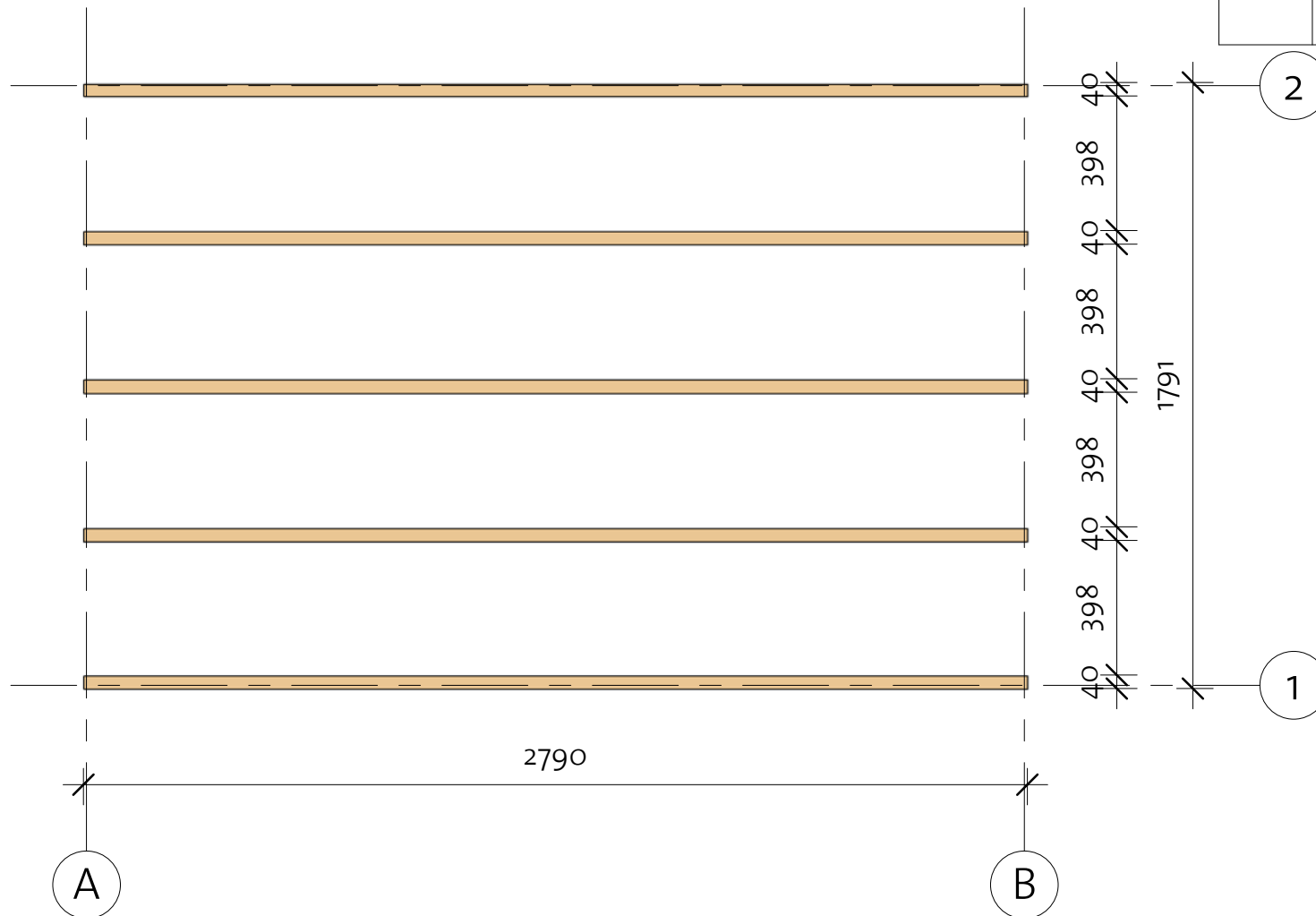
Bente I 28 (280x180)



Bente I 28 (280x180)

Foundation

Impregnated foundation beams				
Mark	Type	Profile	Count	Length
IFB	IFB 40x70		5	2790

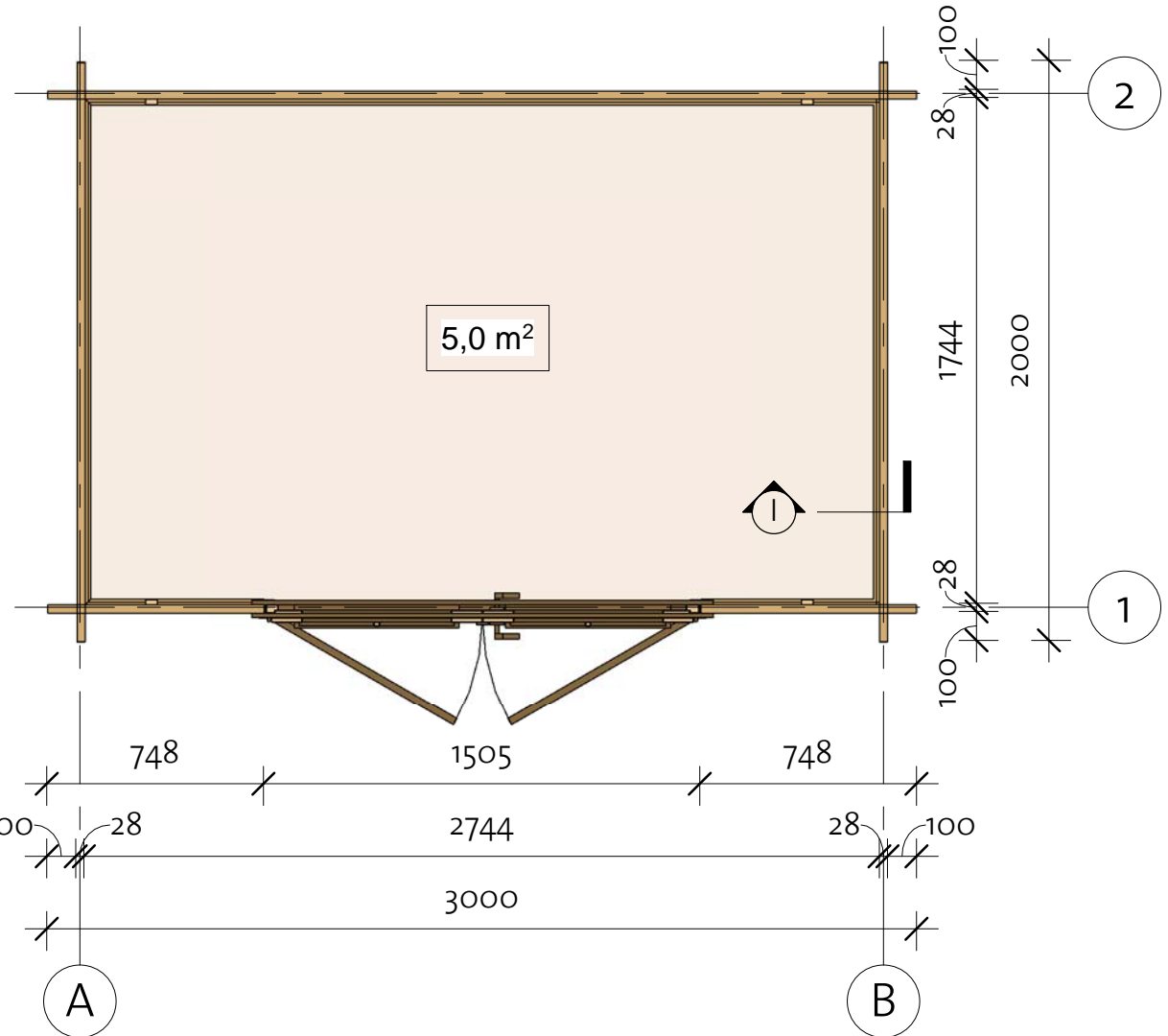
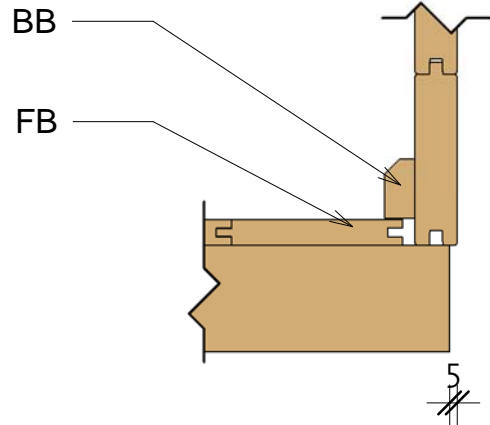


4000004_200217



Bente I 28 (280x180)

Floor Plan

① Baseboard



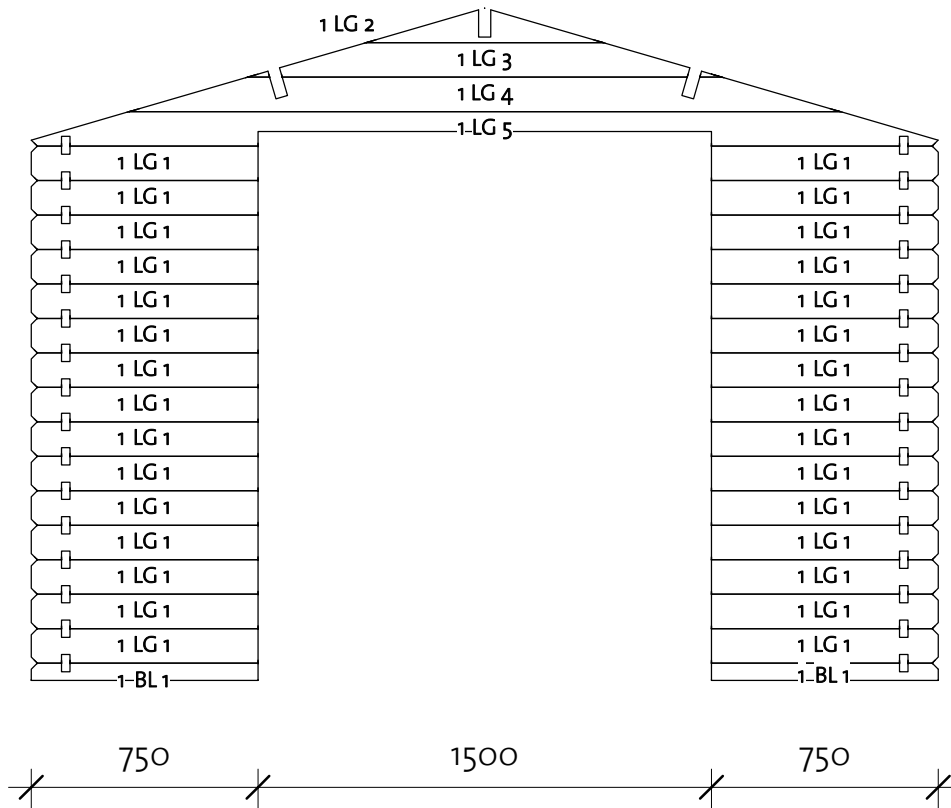
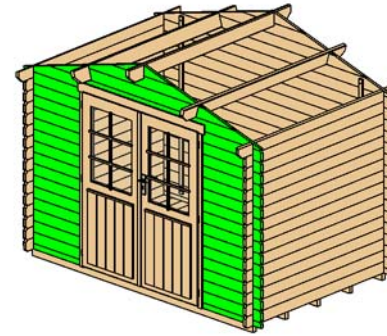
Floor Schedule

Mark	Type	Profile	Count	Length
FB	FB 17x114		25	1740
BB1	BB 20x40		2	2800
BB2	BB 20x40		2	1800

4000004_200217

Bente I 28 (280x180)

Wall 1





Wall 1			
Mark	Profile	Count	Cut Length

1BL 1	28x57	2	750
1LG 1	28x114	30	750
1LG 2*	28x114	1	785
1LG 3*	28x114	1	1569
1LG 4*	28x114	1	2352
1LG 5*	28x114	1	3000

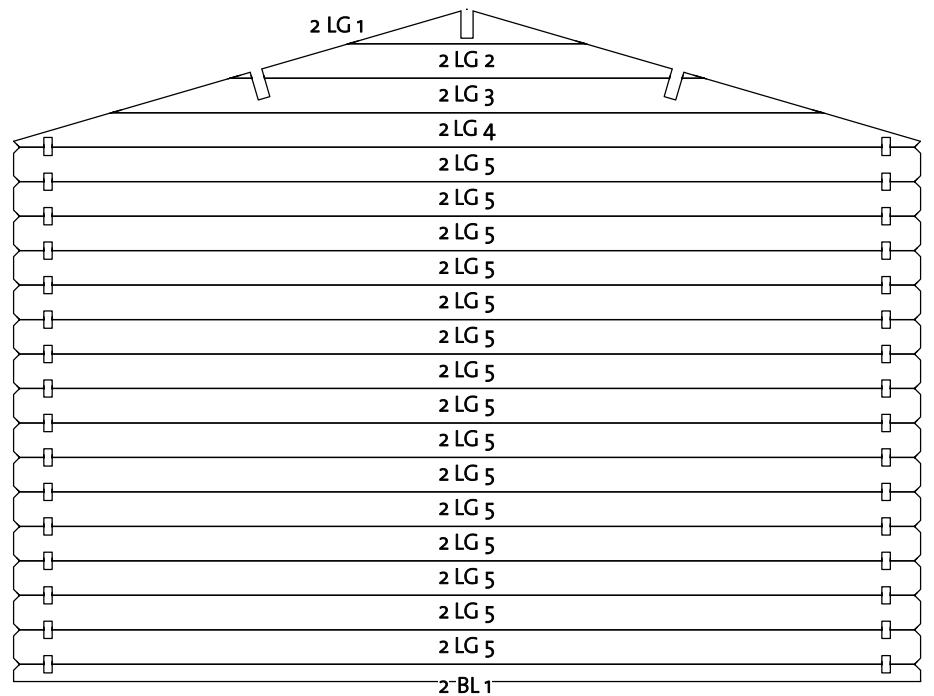
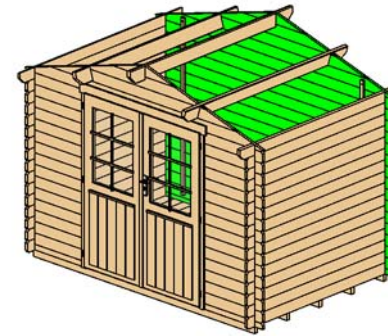
* Gable - delivered premounted

Log Profile Wall 1	
Profile	Profile

28x57	
28x114	

Bente I 28 (280x180)

Wall 2



Wall 2			
Mark	Profile	Count	Cut Length

2BL 1	28x57	1	3000
2LG 1*	28x114	1	785
2LG 2*	28x114	1	1569
2LG 3*	28x114	1	2352
2LG 4*	28x114	1	3000
2LG 5	28x114	15	3000

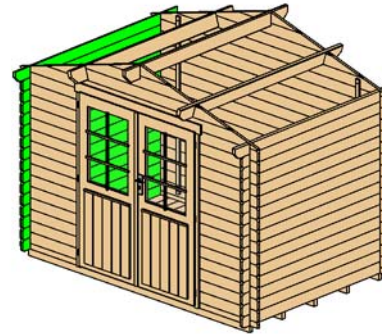
* Gable - delivered premounted

Log Profile Wall 2	
Profile	Profile

28x57	
28x114	

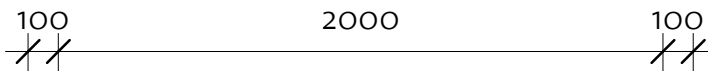
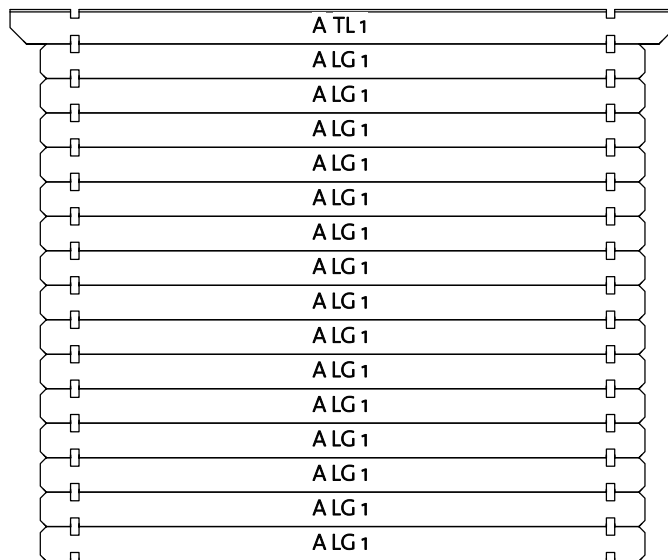
Bente I 28 (280x180)

Wall A



Wall A			
Mark	Profile	Count	Cut Length

ALG 1	28x114	15	2000
ATL 1	28x114	1	2200

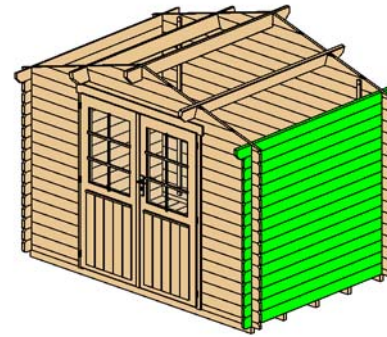


Log Profile Wall A	
Profile	Profile

28x114	
28x114	

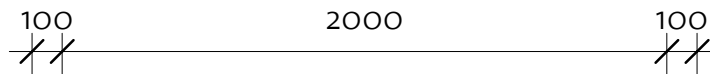

Bente I 28 (280x180)

Wall B



Wall B			
Mark	Profile	Count	Cut Length

BLG 1	28x114	15	2000
BTL 1	28x114	1	2200

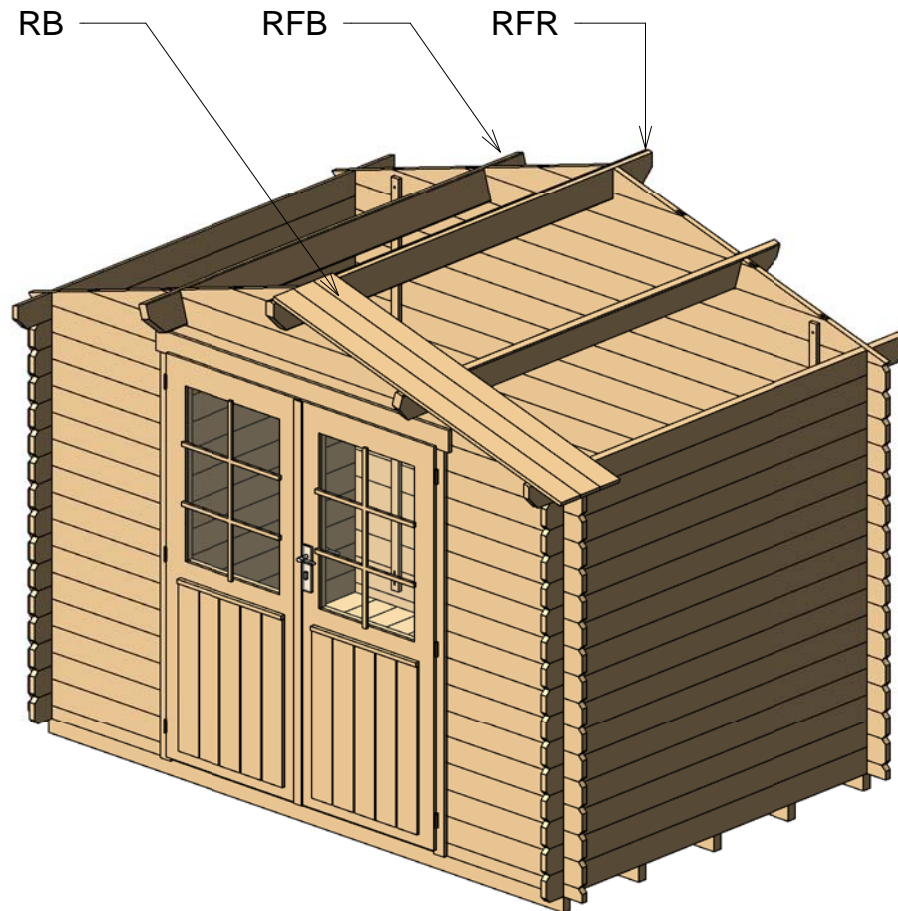





Log Profile Wall B	
Profile	Profile

28x114	
28x114	

Bente I 28 (280x180)

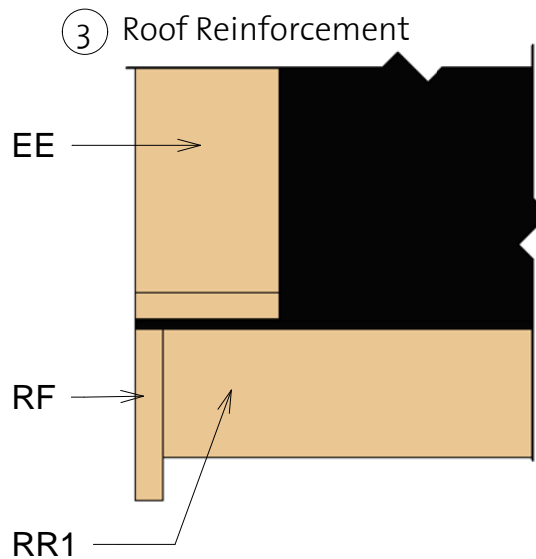
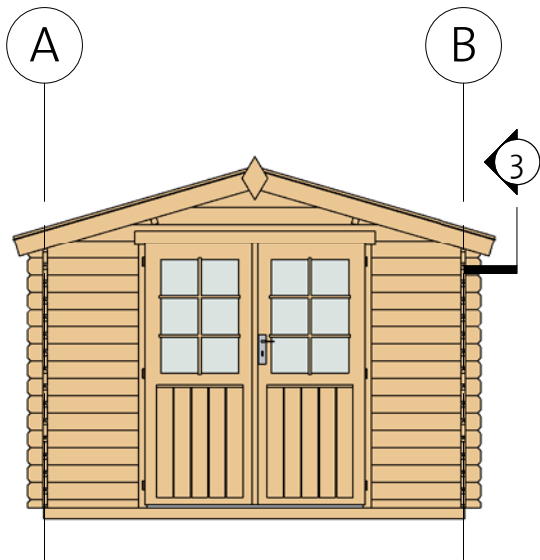
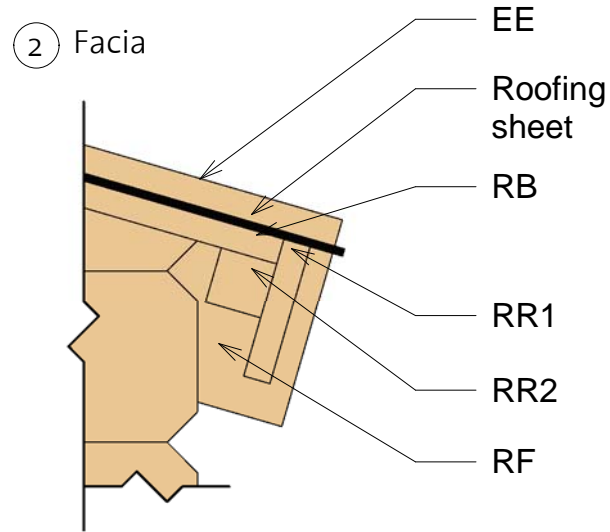
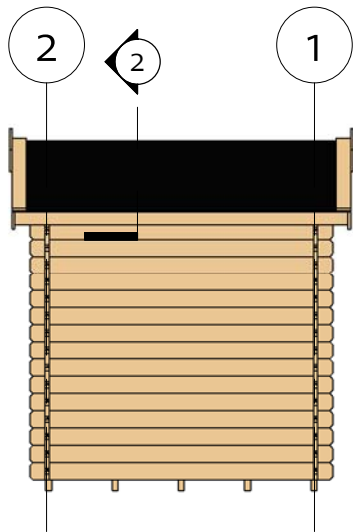
Roof 1



Roof				
Mark	Type	Profile	Count	Length
RFR	Ridge 40X143		1	2200
RFB	Beam 40X143		2	2200
RB	Roofboard 17X114		40	1617

Bente I 28 (280x180)

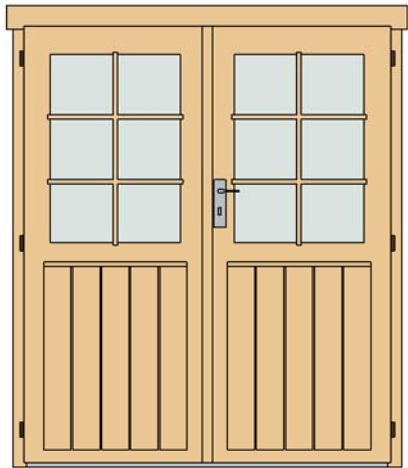
Roof 2



Fascia Schedule				
Mark	Type	Profile	Count	Length
EE	Eave Edging 18x95		4	1655
RF	Roof Fascia 18x120		4	1655
RR1	Roof reinforcement 18x95		2	2200
RR2	Roof reinforcement 38x38		2	2200

Bente I 28 (280x180)

Extras



Door Schedule				
Model	Type	Width	Height	Count
BDD2R	Basic double door 2 right	1490	1775	1
DCB6	Door crossbar 6	--	--	2

Type	Count	Lenght
Windboard 18x40	4	2200

Fasteners/Extras		
Name	Type	Count



Family	Count
Romb	2

Hitblock	300-400 mm	
Screws	5,0 x 70	10
Bolts	M8 x 60	12
Nails	1,4 x 40	25
Screws	6,0 x 140	25
Screws	4,0 x 40	75
Screws	4,0 x 50	290


4000004_200217

Bente I 28 (280x180)

List of all items 1



Impregnated foundation beams

Mark	Type	Profile	Count	Length
------	------	---------	-------	--------

IFB	IFB 40x70		5	2790
-----	--------------	-----------------------------------------------------------------------------------	---	------



Floor Schedule

Mark	Type	Profile	Count	Length
------	------	---------	-------	--------

FB	FB 17x114		25	1740
BB1	BB 20x40		2	2800
BB2	BB 20x40		2	1800





Roof

Mark	Type	Profile	Count	Length
------	------	---------	-------	--------

RFR	Ridge 40x143		1	2200
RFB	Beam 40x143		2	2200
RB	Roofboard 17x114		40	1617

Fascia Schedule

Mark	Type	Profile	Count	Length
------	------	---------	-------	--------

EE	Eave Edging 18x95		4	1655
RF	Roof Fascia 18x120		4	1655
RR1	Roof reinforcement 18x95		2	2200
RR2	Roof reinforcement 38x38		2	2200

Bente I 28 (280x180)

List of all items 2

Wall 1			
Mark	Profile	Count	Cut Length

1BL 1	28x57	2	750
1LG 1	28x114	30	750
1LG 2*	28x114	1	785
1LG 3*	28x114	1	1569
1LG 4*	28x114	1	2352
1LG 5*	28x114	1	3000

Wall 2			
Mark	Profile	Count	Cut Length

2BL 1	28x57	1	3000
2LG 1*	28x114	1	785
2LG 2*	28x114	1	1569
2LG 3*	28x114	1	2352
2LG 4*	28x114	1	3000
2LG 5	28x114	15	3000

* Gable - delivered premounted



Wall A			
Mark	Profile	Count	Cut Length

ALG 1	28x114	15	2000
ATL 1	28x114	1	2200

Wall B			
Mark	Profile	Count	Cut Length

BLG 1	28x114	15	2000
BTL 1	28x114	1	2200

Log Profiles	
Profile	Profile

28x114	
28x57	
28x114	